

SILENT EYE

BEHAVIOURAL INTELLIGENCE



We observe what others don't.
Classified minds. Unclassified patterns.

VOICE TO TEXT

User Manual

Version: 2.00

Last Update: 24/06/2025

Developed by: Octávio Viana | Silent Eye

What is VOICE TO TEXT?

VOICE TO TEXT is a simple and straightforward desktop application that allows you to quickly transcribe voice recordings to text using offline artificial intelligence. It features an intuitive graphical interface, with no need for command lines or technical knowledge.

Ideal for anyone who wants to transcribe ideas, notes, quick interviews, or dictate texts without relying on the cloud.

Key Features

- Record voice directly from your microphone.
- Automatic, local transcription with high accuracy (using AI).
- Instant export to Word (.docx) files.
- Attractive and minimalist graphical interface.

- Clear and humorous status messages.
- Does not require internet. Does not collect any data.

System Requirements

- Operating system: Windows 10 or newer.
- Functional microphone connected to the PC.
- No external installation or additional dependencies required.

Quick Start Guide




1. Preparation

- Make sure you have a microphone connected and working.

2. Starting the Application

- Run the `VOICE_TO_TEXT.exe` file to open the main window.

3. Recording and Transcribing

- Click the “ Record Voice” button to start recording (maximum duration: 30 minutes per recording).
- Speak normally.
- Click “ Stop Recording” to finish.
- Then click “ Transcribe and Export Word”.
- Wait a few seconds while the AI processes the audio locally.
- At the end, the Word file with your transcription will be available in the `output_v2t` folder created on your Desktop.

Output

- The result is a `.docx` file with the exact transcription of your recording.
- Includes a header with logo (if available) and footer with date/time and project reference.

Security & Privacy

- **Completely local:** No data leaves your PC.
- **No advertising, no hidden processes, no telemetry.**
- Your files and recordings remain private.

Troubleshooting

- **Microphone error:**
Ensure the microphone is properly connected and not being used by another application.

- **Empty or unexpected transcription:**
Make sure you spoke clearly and at a sufficient volume. Try again.
- **Application crashes or does not respond:**
Confirm you have enough available RAM and disk space. Restart the PC if necessary.

Frequently Asked Questions (FAQ)

Do I need an internet connection?

No — everything works offline, on your computer.

Does the program have any cost or ads?

None. It is completely free and without advertising.

Is my data private?

Absolutely. Everything is done locally.

Can I transcribe audio or video files?

No — only recordings made directly with the microphone through the application.

Does it work on Mac or Linux?

At this time, only available for Windows.

Contact & Support

Website: signals4all.org

Developer: Octávio Viana | Silent Eye

Support:

- [LinkedIn](#)
- Email

Silent Eye | Octávio Viana © 2025